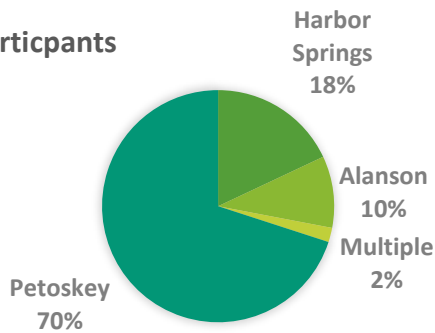


# 2017 Emmet County Schools Health Needs Assessment

## Staff Survey Results

238 Participants



Staff participation rate from each district ranged from **52-58%**

Participants at school for over 10 years: **51%**

Participants who are teachers: **67%**

### Top 5 Areas<sup>1</sup>

#### Staff Say Schools Need the Most Support

1. Mental & Behavioral Health Care
2. Connecting Parents to Resources for Essential Needs
3. Nutrition Education
4. Oral Health Screening/Prevention
5. Safe Dating/ Healthy Relationship Education

Percent of school staff who say unmet healthcare needs “Often” or “Constantly” create extra stress for students:

- Alanson: **84%**
- Petoskey: **67%**
- Harbor Springs: **41%**

**70%** of staff in Alanson and Petoskey and **30%** of staff in Harbor Springs say student health needs “Often” or “Constantly” create extra stress for staff.

**9 in 10** staff believe it is acceptable for students to miss class sometimes to attend appointments at a school-based health center.

<sup>1</sup> Out of 11 health areas. Other options included Vision & Hearing Screening; Sex Ed; Chronic Illness Management; Seasonal Illness; Crisis Care; and Injury Care

**98%** of school staff **support** offering school-based health services; **2%** **oppose**.



Average time per week spent by staff on student health issues (excluding health aids):

- Alanson: 55 minutes
- Petoskey: 80 minutes
- Harbor Springs: 30 minutes

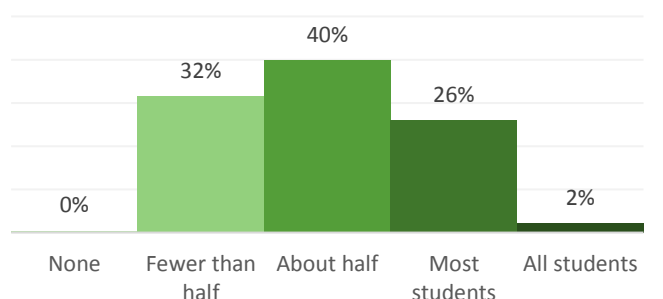
**95%** of staff in Alanson and Petoskey and **85%** of staff in Harbor Springs said their schools **need** additional school-based health services.

Staff who believe their school needs a **great deal of extra support** to meet mental health needs:

- Alanson: **80%**
- Petoskey: **70%**
- Harbor Springs: **50%**

Staff who believe student attendance would improve with school based health services: **81%**

If health services were available at your school, what proportion of students do you think would use them?

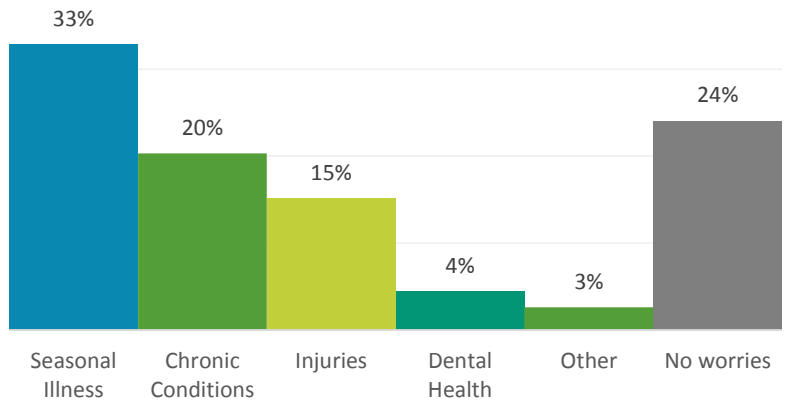


# 2017 Emmet County Schools Health Needs Assessment

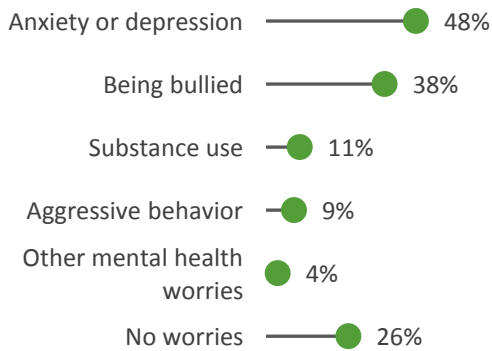
## Parent Survey Results

- Number of participants **805**
- Families in which not all children had a wellness visit in the past year **6%**
- Families in which not all children have seen a dentist in the past year **8%**
- Insurance (some have more than one):
  - Medicaid **25%**
  - Private insurance **75%**
  - Uninsured **1.5%**

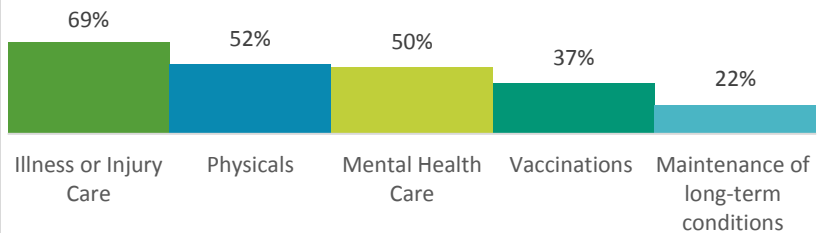
Related to your children's physical health, what do you worry about **most**?



Related to your children's emotional health, what do you worry about?



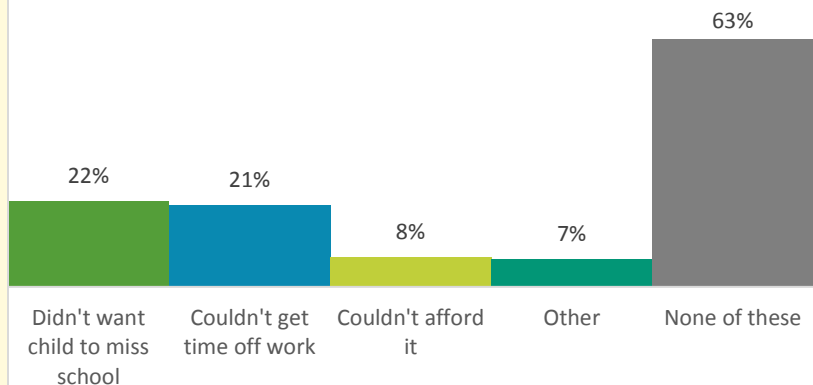
If these services were available at school, which would your children use?



**64%** of parents want health services to be offered at school, **6%** oppose the idea, and **29%** don't care either way.



Which of the following problems have ever prevented you from taking your child to the doctor?



If your children's school had a nurse or nurse practitioner on site, how often would your children use healthcare services at school?

